



COMMERCIAL ELECTRIC MOWERS



MOW PLACES
NO ONE ELSE CAN

RAYMO - CLEAN AND SILENT POWER

Since its market launch in 2019 RAYMO has immediately become a leading brand among commercial electric mowers. Why was RAYMO so quickly accepted by landscaping professionals around the world? The RAYMO team has approached the machine design concept from a different angle and introduced a completely new machine that takes maximum advantage of the electric drive system (not just a conversion of a conventional mower).

Thanks to its unique features RAYMO tackles some of the most significant issues the landscaping industry faces nowadays - noise, emissions, operator safety, vibration, work on slopes and operating / maintenance cost. At the

same time it delivers an unmatched flexibility with its exchangeable mower decks and power units.

First of all, we believe in silent, zero-emission and sustainable grass-cutting - no matter if it is a home owner, local contractor or municipality doing the work. It is possible to mow quietly, without air pollution and with emphasis on biodiversity.

At RAYMO we have put maximum efforts in creating a commercial machine fit for such a job - modular, fully electric, radio controlled mower that is safe, agile, efficient, silent, clean and inexpensive to operate. The RAYMO TORPEDO mower is extremely low in height allowing you

to access low clearance areas and has an outstanding climbing ability on steep slopes and in undulating terrain. The ZTR steering system in combination with 4WD delivers exceptional driving and manoeuvring properties. Remote control keeps you in a safe distance further reducing your exposure to noise, dust and vibration while you keep an eye on the surrounding environment.

For us, environmental protection, safety and operation costs always come first.

Try RAYMO for yourself. It is an electrifying experience.



**ONE MACHINE:
ENDLESS POSSIBILITIES**



WHAT MAKES RAYMO THE BEST ELECTRIC MOWER?

LOW COST OPERATION / QUICK ROI

Operation cost near to zero, yet at a price point equivalent to conventional commercial petrol or diesel powered mowers. The investment easily returns within a season. Easy operation means high productivity even in difficult terrains.

LOW MAINTENANCE

Minimum of moving parts means reduced wear and prolonged service intervals. Ultimately this leads to significantly lower maintenance cost. No oil checks, no leaking hydraulics. Remote diagnostics over the RAYLINK system simplifies after-sales and cuts both cost and downtime.

RADIO REMOTE CONTROL

Distant machine control brings a large amount of advantages - low machine weight, operator safety, zero vibration, reduced noise and dust exposure, better environment control. RC operation is a perfect match for a great electric mower.

POWERSWAP

The possibility to change between a fully electric and plug-in hybrid modes expands the fields of application as well as the available operating time. Ease of mind, freedom of movement. Stay flexible, change the power cartridge type anytime in the future.

EMISSION-FREE OPERATION

City parks, playgrounds, sports fields, residential areas, horticulture farms - just a few examples of places where emission-free mowing will certainly be a preferred choice. Enormous emission reduction in comparison with standard petrol or diesel engines on consumer or commercial mowers.

WORK ON SLOPES

4WD combined with zero-turn steering and extremely low centre of gravity allow RAYMO to operate even on very steep slopes without a risk of tipping over. The climbing ability can be further enhanced by the installation of optional AT tyres.

EXTREMELY LOW HEIGHT

Difficulty mowing under solar panels, benches, trampolines, trees or other low clearance obstacles? Not for RAYMO with its super-low height. A perfect tool for landscaping and gardening or vegetation control in various energy parks, especially under PV panels.

LOW NOISE LEVEL

The minimum noise of a fully electric RAYMO makes it a perfect choice for noise sensitive areas (schools, hospitals, hotels, cemeteries, playgrounds, residential areas) as well as quiet hours. No stress for the operator's ear, noise can be as low as a normal conversation.

EXTRAORDINARY MODULARITY

Modularity is something that makes RAYMO truly unique. Not only can the basic TORPEDO tractor / carrier be fitted with various exchangeable mower decks, it can also be equipped with different power cartridges – fully electric or plug-in hybrid (POWERSWAP system). All mower decks and power cartridges are compatible and can be changed anytime in the future allowing you to get the latest upgrades. RAYMO takes modularity to a new level.



POWERSWAP
EXCHANGEABLE
POWER CARTRIDGES

FULLY ELECTRIC
PLUG-IN HYBRID

EXCHANGEABLE
MOWER DECKS / ATTACHMENTS

R42FLEX

R52TURF

R48CRAFT

S46FLORIS

BASIC TRACTOR / TOOL CARRIER

TORPEDO



UNIQUE DRIVE SYSTEM

4WD
ZTR

ELECTRIC OR HYBRID? WHY NOT BOTH?!

Would you benefit from a purely electric drive on some occasions and from engine drive on others? No problem at all. The POWERSWAP system enables you to change between fully electric and plug-in hybrid drive back and forth within a minute. How does POWERSWAP work? Raymo machines are equipped with a compartment that holds a power cartridge. This cartridge can either contain a battery pack for a fully electric operation or a plug-in hybrid set that allows you to choose between electric or engine power. This way you can for example mow in a purely electric mode in the early morning hours without excessive noise and start your engine later in the day finish off the work when noise regulations no longer apply. And that is not all. You can have back up cartridges ready (hybrid or electric - whatever suits your needs) and quickly change them during the day. It only takes a minute. This way you can get all the operating time you need. All battery packs were designed by RAYMO and hold high quality automotive grade cells. Extra warranty is provided for the batteries.

FULLY ELECTRIC

PLUG-IN HYBRID

BATTERY TYPE	Li-Ion
VOLTAGE	50,4 V
CAPACITY	150 Ah
CHARGE TIME	8-9 h
FAST CHARGE TIME	5-6 h
SUPER FAST CHARGE TIME	2,5-3 h
CARTRIDGE WEIGHT	45 kg

BATTERY TYPE	Li-Ion
VOLTAGE	50,4 V
CAPACITY	56 Ah
CHARGING TIME	3 h
FAST CHARGING TIME	2 h
ENGINE SIZE	208 cc
FUEL CONSUMPTION	1,5 l/h
CARTRIDGE WEIGHT	45 kg

powerswap

AN EXCEPTIONAL SYSTEM
OF POWER SUPPLY
MANAGEMENT

-
DESIGNED BY
RAYMO



R42FLEX

VERSATILE AND FLEXIBLE MOWER DECK
FOR VARIOUS APPLICATIONS



R42FLEX ROTARY MOWER DECK

R42FLEX is the basic multifunctional rotary mower deck that can be used for many different applications. It has several unique features that make this cutting head truly versatile. **MULCHING or REAR DISCHARGE** – a simple installation or removal of mulching covers allow you to choose between mulching or rear discharge. **CASTER WHEELS or SKIDS** – When operating on slopes or in undulating terrain you can keep the caster wheels fitted. On flat and level surfaces they can be removed making the whole mower more compact and very manoeuvrable in tight spaces. **NON-SCALPING** – This deck was designed as a non-scalping deck. Even when driving over sharp edges and heavy undulations the blades are prevented from making contact with ground. **EDGING** – the mower deck design enables you to mow very close to obstacles and drive along walls and kerbs. Protective plastic covers and corner roller wheels protect both the mower deck and the nearby obstacles. It can easily be tilted to a service position for maintenance and cleaning. R42FLEX can be used for fine mowing as well as general municipal applications where taller grass needs to be cut.

REAR DISCHARGE
WITH MULCHING OPTION

PROTECTIVE
ROLLER WHEEL

DETACHABLE FRONT
CASTOR WHEELS


ADJUSTABLE
HEIGHT OF CUT
40 - 100 MM

3 DECK POSITIONS
WORK/TRANSPORT/SERVICE

104 CM / 42" WIDTH OF CUT

SKID PLATES

R42FLEX





R52TURF

HIGH PRODUCTIVITY MOWER DECK
WITH FINE MULCHING OPTION FOR TURF APPLICATIONS

R52TURF ROTARY MOWER DECK

R52TURF mower deck was designed primarily for areas where high mowing productivity is needed and where quality of cut matters. MULCHING or REAR DISCHARGE – it is possible choose between rear discharge and mulching by simply installing or removing mulching covers. For very fine mulching an optional adjustable DEEP MULCHING kit is also available. NON-SCALPING – This mower deck was also designed as a non-scalping deck and allows for operation on slopes and undulations without damaging turf. PRODUCTIVITY – The 52 in / 132 cm of cutting width deliver an hourly coverage up to 2 acres / 8000 m². Just as other RAYMO rotary decks R52TURF can also be tilted to a service position for super easy maintenance and cleaning. No belts, no gearboxes, no fluids. Simple mechanical height of cut adjustment. The mower deck is fully compatible with all existing RAYMO Torpedo tool carriers and can be dis-/mounted within a few seconds.

REAR DISCHARGE
WITH MULCHING AND
DEEP MULCHING OPTIONS

CLOSED DECK
FOR THE BEST
MULCHING RESULT

ADJUSTABLE
HEIGHT OF CUT
40 - 100 MM

3 DECK POSITIONS
WORK/TRANSPORT/SERVICE

132 CM / 52" WIDTH OF CUT

SIDE PROTECTION PLATES



R52TURF

R48CRAFT

POWERFUL MOWER DECK FOR TALL GRASS, SOLAR FARMS
AND OTHER ROUGH CUT APPLICATIONS



R48CRAFT ROTARY MOWER DECK

R48CRAFT was designed specifically for rough municipal mowing and for vegetation control in solar farms where grass is often overgrown and where contact with the PV panel supporting structure is a permanent threat. The R48CRAFT cutting deck is protected by a robust steel frame with nylon bumpers and features suspended caster wheels that absorb excessive vibration in undulating terrain. The height of cut ranges from 60 to 140 mm and can be adjusted by the means of pins that are secured against loss in high vibration conditions. The cutting device itself consists of new proprietary direct drive electric motors (providing twice as much power and torque as the R42FLEX and R52TURF deck motors) and a special Raymo-design swing blade system with a rear discharge function. If you ask for power, the R48CRAFT deck delivers it. Great for mowing taller and thicker grass or rough areas or just for working really fast on regular municipal grounds. The cutting deck power allows for high mowing speeds. As always, this cutting deck is compatible with all Raymo Torpedo carriers.

R48CRAFT

HIGH POWER
DECK MOTORS


PROTECTIVE
FRAME

120 CM / 48" WIDTH OF CUT

REAR DISCHARGE

SUSPENDED CASTOR WHEELS

ADJUSTABLE
HEIGHT OF CUT
60 - 140 MM





S46FLORIS

SICKLE MOWER FOR WILDFLOWER MEADOWS
AND OTHER ECOLOGICALLY SENSITIVE AREAS

S46FLORIS SICKLE MOWER

S46FLORIS cutting bar is the answer for those who look for the ultimate environment friendly mowing solution. SINGLE or DUAL ACTION – The mower deck can be supplied in a single action (more robust) or dual action (faster) version. Depending on the type of area you intend to mow, you can choose the suitable solution. BIODIVERSITY and WILDFLOWER MEADOWS – The number wildflower meadows and areas with emphasis on biodiversity is rapidly growing. S46FLORIS sickle mower is a perfect tool to maintain these – silent, fully electric and compact enough to deal with municipal environment. ANIMAL / INSECTS PROTECTION - Sickle bars are providing the best possible protection to living animals and insects, especially in comparison to rotary or flail mowers. SKIDS or ROLLERS – S46FLORIS can be fitted either with fixed skids, rollers or adjustable skids that can be used to change the height of cut. The cutting bar itself is fitted with exchangeable high quality durable BUSATIS blades.

S46FLORIS

POSITIONING
AND PROTECTING
FRAME

ELECTRIC DRIVE
WITH DUAL BELTS

SINGLE OR DUAL ACTION
SICKLE BAR

SIDE IMPACT
PROTECTION

ADJUSTABLE
HEIGHT OF CUT
30 - 90 MM

HIGH QUALITY
BUSATIS BLADES

117 CM / 46" WIDTH OF CUT

WORK AND TRANSPORT
POSITIONS

FIXED SKIDS,
ADJUSTABLE SKIDS
OR ROLLERS





ECO-SENSITIVE GROUNDS




MUNICIPAL APPLICATIONS



SLOPES AND EMBANKMENTS



NOISE REGULATED AREAS



CEMETERIES



WILDFLOWER MEADOWS



LOW CLEARANCE SPACES



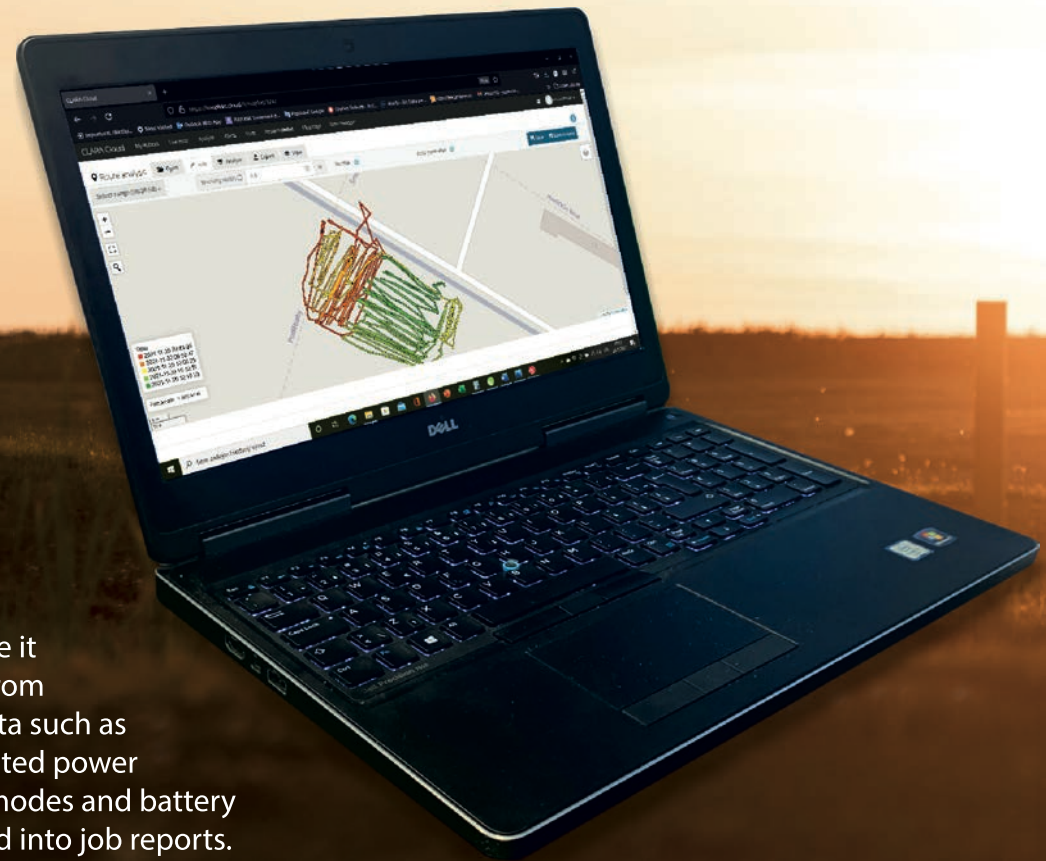
VEGETATION MANAGEMENT



ENERGY PARKS / SOLAR FARMS

raylink

TELEMETRY AND TRACKING SERVICE



RAYLINK TELEMETRY AND TRACKING SERVICE

RAYMO IS NOW CONNECTED. The RAYLINK system mounted on the TORPEDO carriers provides telemetry and system status information to a cloud space, where it can be accessed by customers as well as service centres. Customers can benefit from a fleet management system and acquire detailed work logs and system status data such as Live GNSS position + past operation logs, current machine configuration (connected power cartridges, mower decks), serial numbers, SW versions, operating hours, system modes and battery information (state of charge, state of health, cycle count...). This can be converted into job reports. The RAYLINK interface can be accessed over a computer or a mobile device. It is a subscription-based system that is provided free of charge within the warranty period.

GET A FREE RAYMO DEMO



TRY RAYMO FOR YOURSELF
IT IS AN ELECTRIFYING EXPERIENCE



Votex UK Ltd

Redhill Depot, Ross Road. Hereford HR2 8BH

01432 274361

sales@votex.co.uk www.votex.co.uk



WWW.RAYMOELECTRIC.CO.UK / INFO@RAYMOELECTRIC.CO.UK / +(0)1473 599266

DISTRIBUTED BY:

ISEKI UK & IRELAND / 3-5 FOXTAIL ROAD / IPSWICH / IP3 9RT / UK